



WATCH VIDEO



# K1814-S2

Double Head Auto Feeding Laser Cutting Machine

## INTRODUCTION

KASU K1814-S2 double head auto feeding laser cutting machine with conveyor belt can auto cut the roll to roll plain fabrics and PU leather.

The two heads of the KASU K1814-S2 laser cutting machine can simultaneously cut the exact shapes of patterns in plain fabrics with super high speed.

Compared with the single head laser cutting machine, KASU's double head laser cutting machine with auto feeding system

## Effective Working Area:

Vision: 1800MM\*1400MM

Machine Size: 2420\*2230\*1120MM

K1814-S2 can offer you a less than 3 months ROI automatic cutting workshop solution! High precision cutting also ensures your high product quality.

## APPLICATIONS



Toy and Craft



Apparel



Shoe and Bag



Home Textile




Foam



Composite



PU and PVC



Fabric



## ■ KEY FEATURES



Bigger Cutting Area,  
Same Cutting Precision



Doubled Cutting Efficiency,  
Higher Productivity



Multi Cutting Functions



Stable and  
24 Hours Running




Super Simple  
to Operate

### ■ Smart Laser Control System

After importing the nesting layout of patterns into our smart laser control software, the two laser heads can automatically move to specific positions. 0mm pattern cutting space helps saving more materials than the manually adjusted laser head unit.



### ■ Dual Cutting Heads




KASU K1814-S2 laser cutter is equipped with two laser cutting heads. The two heads can cut patterns with the same layout simultaneously which will double the production compared with the single head laser cutter.

### ■ Auto Feeding Conveyor Table

K1814-S2 is equipped with a chain conveyor belt, which can auto-feed the roll material right after the laser cutting process. With the optional active feeder, the operator only needs to take care of the cut pattern pick-up job.



### ■ Three-Axis Structure Design




The triangle structure is more stable and more convenient to adjust the conveyor belt. Reasonable cavity design enhances the effect of fume exhausting. And it offers bigger room than two-axis structure and reduce the risk of potential fires. Also bigger room makes the dust exhausting job much easier for you.



## TOP QUALITY SPARE PARTS



Control Card



Cutting Head



Glass Tube



Laser Power



AC Water Chiller



Exhausting Fan



Air Pump




Lense



Stainless Steel Screw



Motion Module



Guide Rail




Spare Parts Tool Kit

To keep your laser cutter running for years, we provide you high quality spare parts verified by our QC process. And we offer replacing spare parts to our clients at COST PRICE just to ensure you have the best using experience and lowest maintenance cost.

## SAFETY DESIGN

Following the safety standards, we try everything to make a reliable machine to protect both your operator and your laser machine.



All-Round Safe Cover



Alarm Lamp




Emergency Button



Switch Built-in Design




High-Voltage Wire Insulation



Insulation Support Frame



Notification Stickers



Wire Protection



Connector Insulation






WATCH VIDEO

# AUTO ACTIVE FEEDER

Machine Size: 2210mm\*530mm\*920mm



## INTRODUCTION


KASU's automatic active feeder is specially designed for auto-feeding roll-to-roll fabric or other soft materials. Reasonable structural design can be adapt to a variety of fabrics.

It is equipped with high sensitivity sensor switch to sense the presence or absence of the materials and then decide to start feeding or stop. It has an independent control system and can be connected to any brand of the laser machine. Branded motion system and other quality electric spare parts can ensure 24 hours stable running.


## KEY FEATURES



High Temperature Hardened  
Steel Frame Structure



High Sensitivity Sensor Switch



Independent Control Board



Width Adjustable Fabric Stopper



Well Designed Fabric Roller  
With Friction




Strong Universal Wheels  
& Machine Feet



## OPTIONAL DEVICES



Top Canon Camera



Small CCD Camera



Active Feeder



Extended Pick-up Table

## MACHINE PARAMETERS

Working Area	1800MM*1400MM	Software	KASU
Laser Type	Glass CO2 Laser Tube	Working Speed	<1000 MM/S
Laser Power	80/100/130/150W	Power Supply Requirements	AC220V±5% 50Hz/60Hz 1Phase
Heads of Laser	Double Heads	Format Supported	AI\BMP\PLT\DXF\DST
Dimensions with Wood Package	2.28*2.5*1.32M / 1.68*0.46*0.73M	Positioning Accuracy	±0.1MM
Gross Weight	1000KG	Operating Temperature	minus 10°C~45°C
Motion System	Hybrid Step-Servo Motor	Operating Humidity	5-95%
Cooling System	5200 Industrial Water Chiller	Total Power	<1.5KW (Excluding exhauster)

## SUCCESSFUL STORIES



## CONTACT US



WECHAT



WHATSAPP

Contact us now and get a live demo of how our digital cutting solutions help increase your cutting workshop productivity and efficiency.

✉ Email: [kasu@kasulaser.com](mailto:kasu@kasulaser.com)  
 🌐 [www.kasulaser.com](http://www.kasulaser.com) / [www.kasucutter.com](http://www.kasucutter.com)  
 🏢 Shanghai KASU Intelligent Technology Co., Ltd.

🏠 Suzhou KASU Intelligent Equipment Co., Ltd.  
 📍 Factory: No. 20, Jiangnan Road, Taicang, Suzhou, Jiangsu, China